



RICE MARKET & TECHNOLOGY  
**CONVENTION**  
[www.RiceMTConvention.com](http://www.RiceMTConvention.com)  
JUNE 4 - 6, 2024 CANCUN, MEXICO

# BRAZIL MARKET UPDATE

TIAGO SARMENTO BARATA

DIRETOR EXECUTIVO DO  
SINDARROZ



**SINDARROZ-RS**

SINDICATO DA INDÚSTRIA DO ARROZ  
NO ESTADO DO RIO GRANDE DO SUL

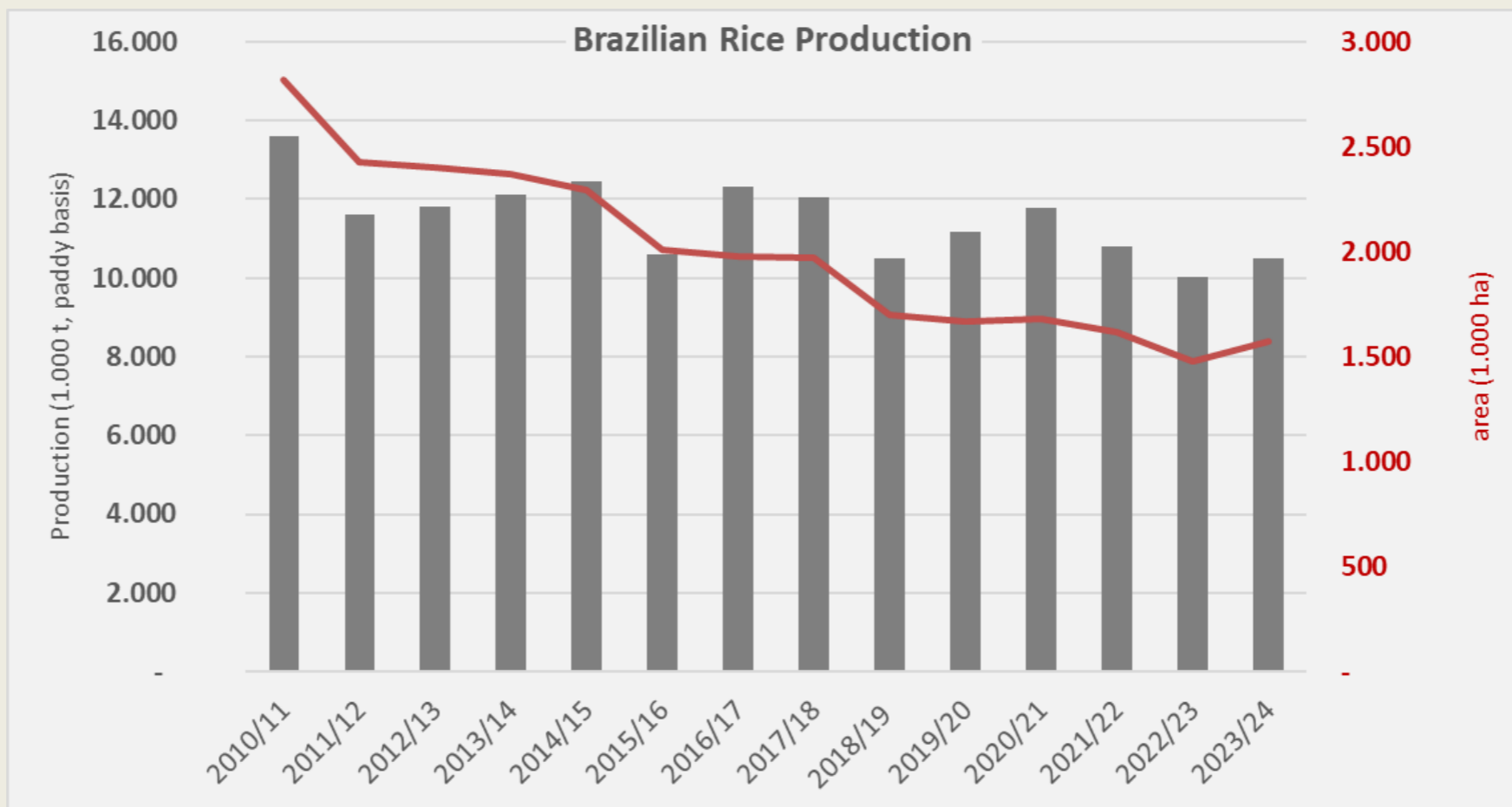
# Brazilian Rice Supply

Production (paddy basis)

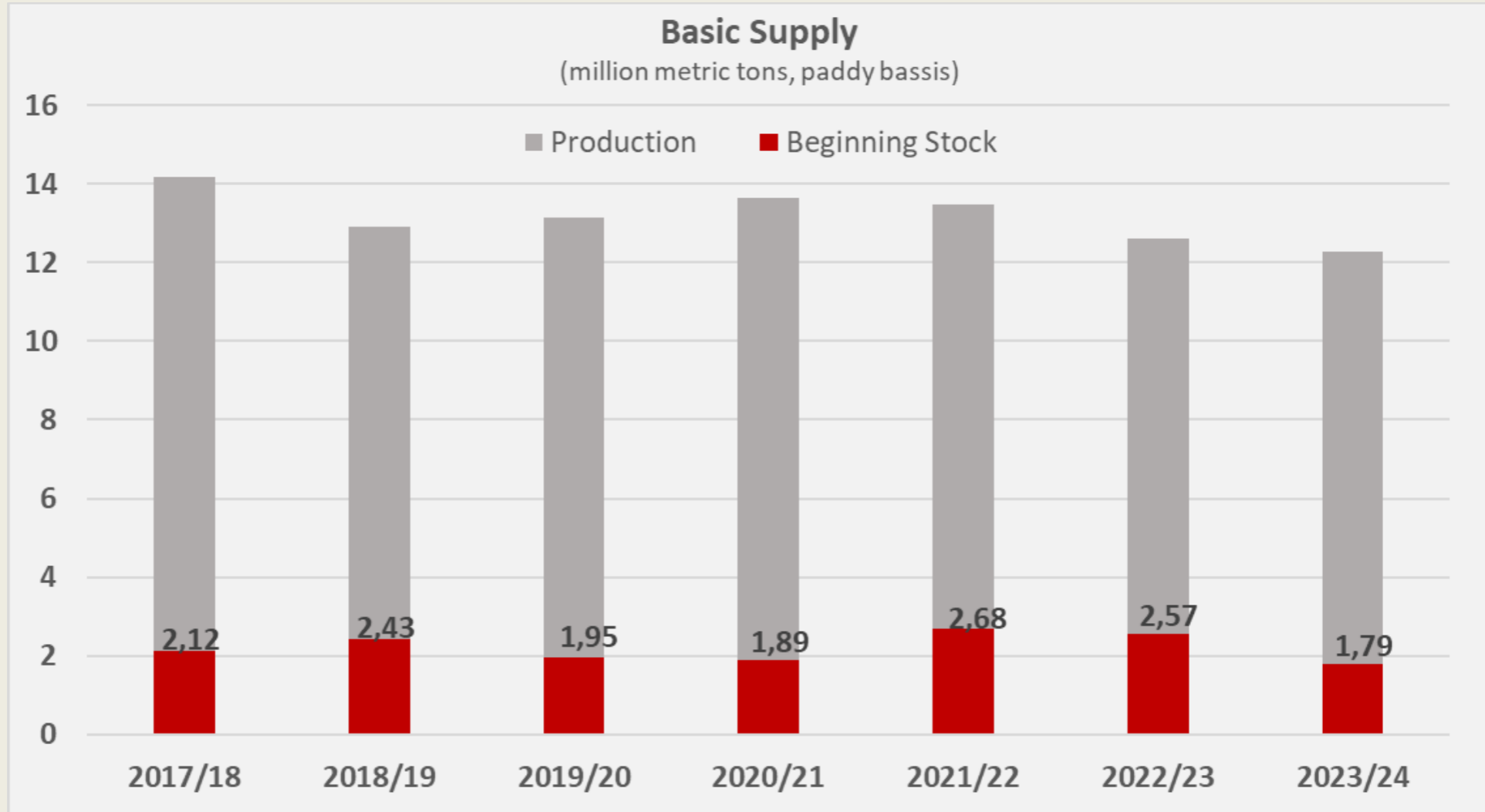
2023 **10.03** million metric tons

+4,6%

2024 **10.49** million metric tons

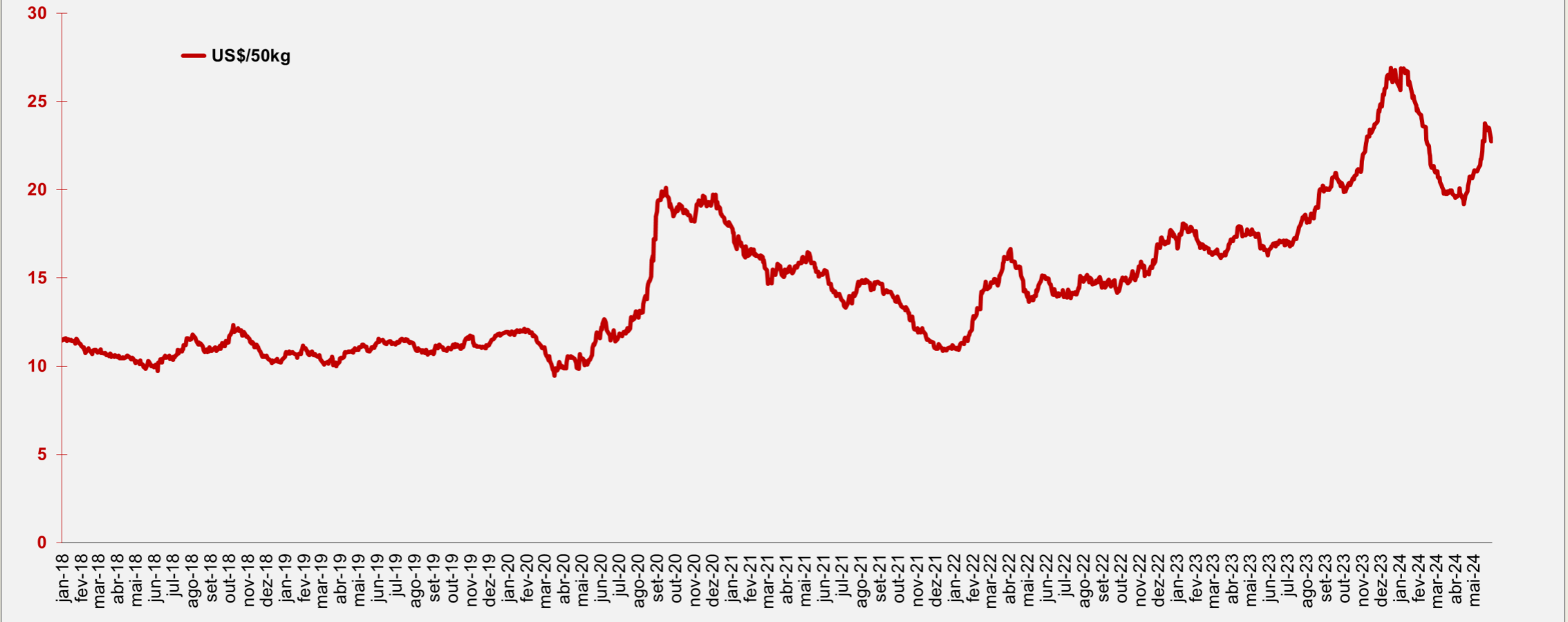


# Brazilian Rice Supply



# Brazilian Rice Supply

**Domestic Prices**  
(Paddy Rice Index Esalq/IRGA-RS)



# Trade Balance

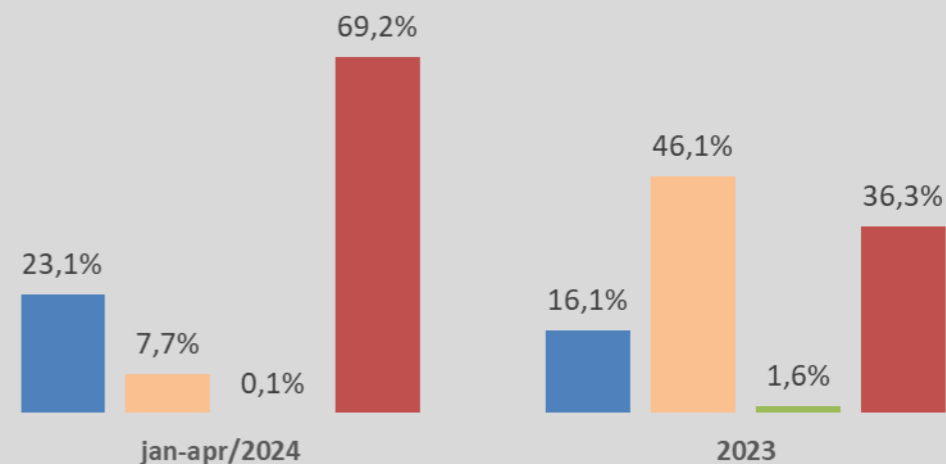
Brazilian Rice Trade Balance (t, paddy basis)						
	Imports		Exports		Balance	
	jan-apr	Year	jan-apr	Year	jan-apr	Year
2010	289.962	1.096.296	176.854	630.042	-113.108	-466.254
2011	230.137	848.174	351.122	1.900.491	120.985	1.052.316
2012	304.280	1.012.344	673.441	1.619.651	369.161	607.306
2013	404.898	1.042.938	371.270	1.211.605	-33.628	168.667
2014	267.219	858.706	437.048	1.242.655	169.829	383.949
2015	171.333	509.633	312.162	1.309.360	140.829	799.727
2016	191.522	1.043.878	434.327	935.087	242.805	-108.791
2017	461.330	1.141.490	214.567	870.269	-246.763	-271.221
2018	254.661	842.886	614.260	1.809.370	359.598	966.484
2019	268.685	1.012.269	513.159	1.432.270	244.475	420.001
2020	331.218	1.283.038	384.362	1.821.647	53.143	538.609
2021	389.003	1.004.079	318.870	1.155.977	-70.134	151.897
2022	384.830	1.213.717	518.212	2.098.529	133.382	884.812
2023	482.348	1.442.551	491.915	1.754.004	9.567	311.453
2024	565.717	-	390.728	-	-174.989	0

Fonte: MDIC | Elaboração: Sindarroz

## Brazilian Rice Exports

(% volume, paddy basis)

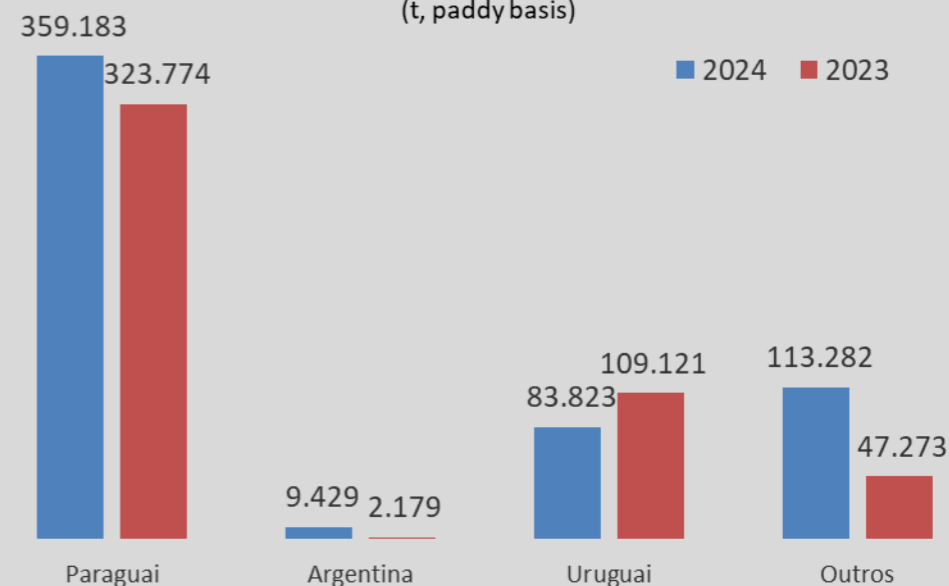
■ Milled ■ Paddy ■ Brown ■ Broken

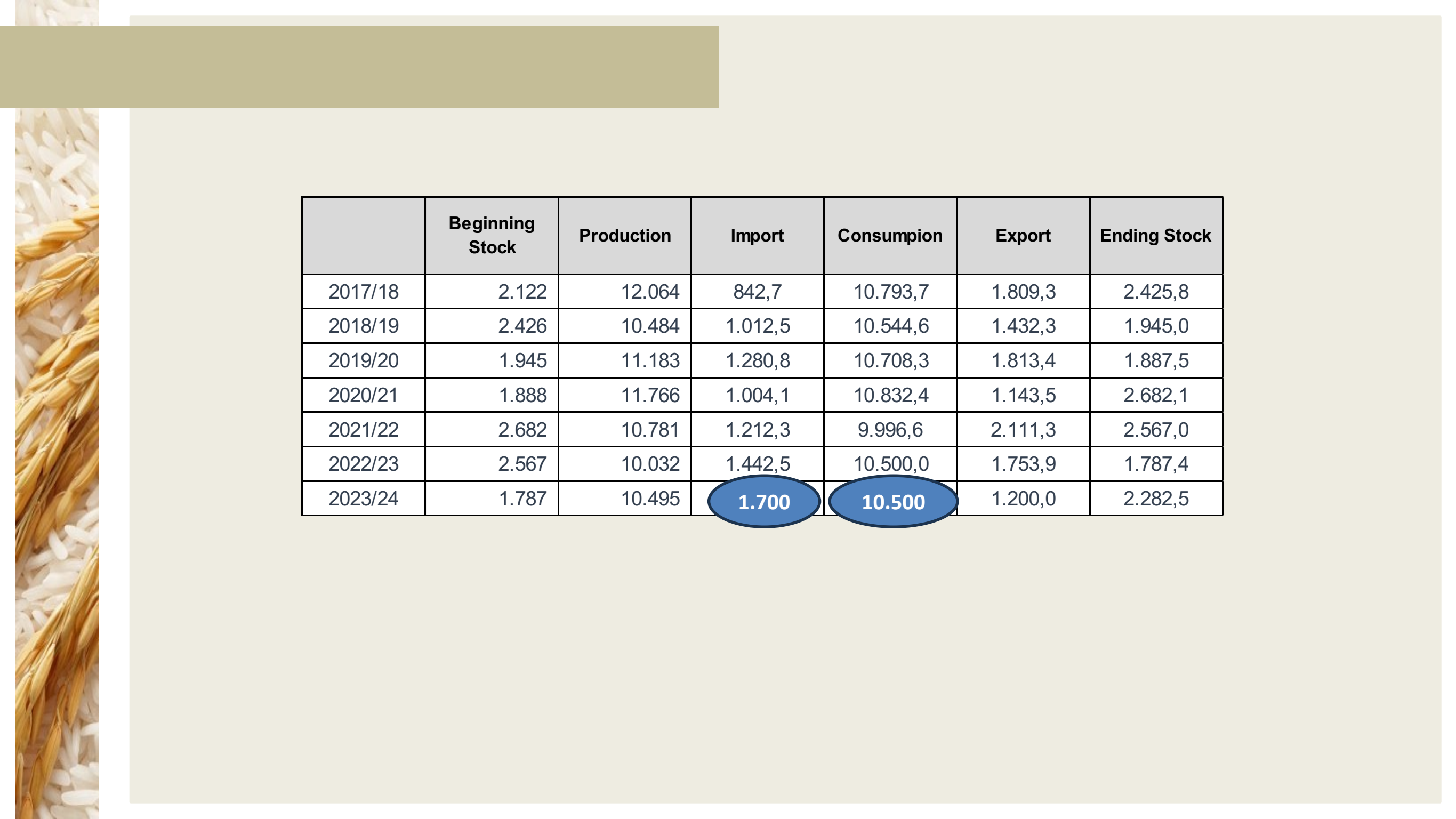


## Imports by origin

(t, paddy basis)

■ 2024 ■ 2023





	<b>Beginning Stock</b>	<b>Production</b>	<b>Import</b>	<b>Consumption</b>	<b>Export</b>	<b>Ending Stock</b>
2017/18	2.122	12.064	842,7	10.793,7	1.809,3	2.425,8
2018/19	2.426	10.484	1.012,5	10.544,6	1.432,3	1.945,0
2019/20	1.945	11.183	1.280,8	10.708,3	1.813,4	1.887,5
2020/21	1.888	11.766	1.004,1	10.832,4	1.143,5	2.682,1
2021/22	2.682	10.781	1.212,3	9.996,6	2.111,3	2.567,0
2022/23	2.567	10.032	1.442,5	10.500,0	1.753,9	1.787,4
2023/24	1.787	10.495	<b>1.700</b>	<b>10.500</b>	1.200,0	2.282,5

# Flood




stada à demanda:

- Balança come

Ma





**Removed the  
Common External  
Tariff (TEC) until  
dez 31, 2024**

**Import of rice  
authorized by the  
government for up  
to 1 million tons**



**Thank you for your attention!**

**If you need any further information,  
feel free to contact me**

**Tiago Sarmiento Barata  
+55 51 997992122**

